

HONG LEONG GLOBAL SHARIAH ESG FUND (HLGSESGF)

As at 31 December 2024

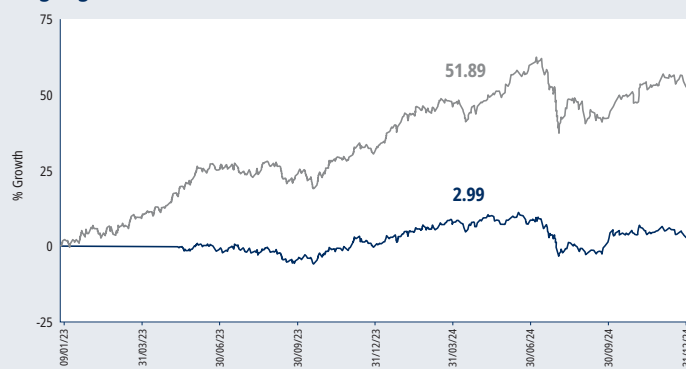
Fund Objective

The Fund aims to provide medium to long-term capital growth by investing in a globally diversified Shariah-compliant portfolio of securities with a focus on ESG criteria in the investment process.

Fund Information

| | |
|-----------------------|---|
| Category/Type of Fund | Equity (Shariah-compliant)/Growth |
| Launch Date | 9 January 2023 |
| Financial Year End | 31 March |
| Fund Size | RM0.97 million |
| Units in Circulation | 0.94 million |
| Initial Offer Price | RM1.0000 |
| NAV Per Unit | RM1.0299 |
| Minimum Investment | RM1,000 (initial) RM100 (subsequent) |
| Sales Charge | Up to 6% of NAV Per Unit |
| Annual Management Fee | Up to 2.00% p.a. |
| Trustee Fee | Up to 0.05% p.a., subject to a minimum of RM15,000 p.a. |

Highlight on HLGSESGF

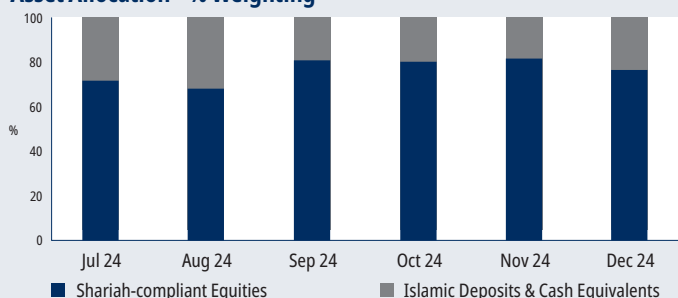


Source: Lipper for Investment Management

HLGSESGF S&P Global 1200 ESG Shariah

CALCULATION: Percentage Growth, NAV Per Unit-to-NAV Per Unit basis with gross income (if any) from HLGSESGF reinvested, since launch, in MYR terms. Past performance is not necessarily indicative of future performance and unit prices and investment returns may go down, as well as up.

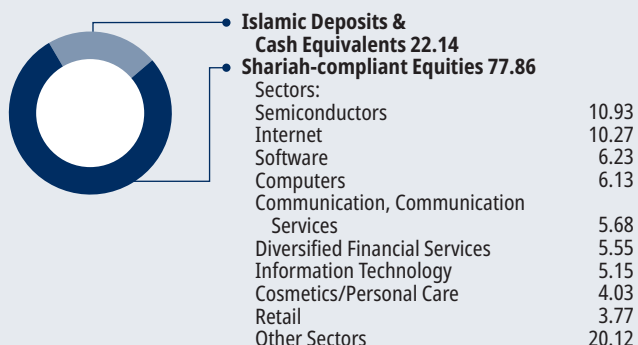
Asset Allocation - % Weighting



Performance Records

| | Percentage Growth | | Annualised Compounded Return | |
|--------------|-------------------|---------------|------------------------------|---------------|
| | HLGSESGF (%) | Benchmark (%) | HLGSESGF (%) | Benchmark (%) |
| Year-to-date | 1.97 | 14.89 | - | - |
| 1 Month | -2.29 | -1.23 | - | - |
| 3 Months | 1.62 | 6.86 | - | - |
| 6 Months | -4.33 | -2.89 | - | - |
| 1 Year | 1.97 | 14.89 | 1.97 | 14.89 |

Sector Allocation (% of NAV)



Calendar Year Returns

| | HLGSESGF (%) | Benchmark (%) | HLGSESGF Distribution Yield (%) |
|-------|--------------|---------------|---------------------------------|
| 2024 | 1.97 | 14.89 | - |
| 2023* | 1.00 | 32.21 | - |

*For the period 09/01/2023 - 31/12/2023

Source: Lipper for Investment Management, in MYR Terms.

Past performance is not necessarily indicative of future performance and unit prices and investment returns may go down, as well as up.

Geographical Allocation (% of NAV)

| | | |
|---|-----------------------------|-------|
| 1 | United States | 67.59 |
| 2 | Hong Kong | 10.27 |
| 3 | Deposits & Cash Equivalents | 22.14 |

Top Five Shariah-compliant Holdings (% of NAV)

| | | |
|---|-----------------------|------|
| 1 | Microsoft Corporation | 6.23 |
| 2 | Apple Incorporated | 6.13 |
| 3 | Alphabet Incorporated | 5.68 |
| 4 | Visa Incorporated | 5.55 |
| 5 | Nvidia Corporation | 5.15 |

Historical Fund Prices

| | NAV Per Unit (RM) | Date |
|----------------------|-------------------|------------|
| Highest NAV Per Unit | 1.1086 | 19/06/2024 |
| Lowest NAV Per Unit | 0.9414 | 29/10/2023 |

On an ex-distribution basis, if there is any income distribution and/or unit split since inception.

Disclaimer:- This fact sheet has not been reviewed by the Securities Commission Malaysia (SC). Investors are advised to read and understand the contents of the Hong Leong Global Shariah ESG Fund Prospectus dated 9 January 2023 and its First Supplemental Prospectus dated 31 January 2024 (collectively known as the "Prospectus") and Product Highlights Sheet (the "PHS") before investing. The Prospectus has been registered and PHS lodged with the SC who takes no responsibility for the contents of the Prospectus and PHS. The registration of Prospectus or lodgement of PHS to the SC does not amount to nor indicate that the SC has recommended or endorsed the fund. A copy of the Prospectus can be obtained from any of Hong Leong Asset Management offices, agents or our authorised distributors. The PHS is also available and investors have the right to request for it. Investors shall also consider the fees and charges involved before investing. Prices of units and distributions payable, if any, may go down or up, and past performance of the Fund is not an indication of its future performance.

Where a distribution/unit split is declared, investors are advised that following the issue of additional units/distribution, the NAV per unit will be reduced from cum-distribution NAV/pre-unit split NAV to ex-distribution NAV/post-unit split NAV. Where a unit split is declared, the value of investors' investment in Malaysian Ringgit will remain unchanged after the distribution of the additional units. Where unit trust loan financing is available, investors are advised to read and understand the contents of the unit trust loan financing risk disclosure statement before deciding to borrow to purchase units. Investors shall be aware of the risks for the Fund before investing. Investors are also advised to perform the suitability assessment to evaluate investors' risk tolerance level before making any investment decision.

Applications must be made on the Account Opening Form and Investment Application Form referred to and accompanying the Prospectus. The Fund may not be suitable for all and if in doubt, investors shall seek independent advice.